

Double Wall - Trane

Part Number

DW - * - *

unit/ton

CHAS 1
CHAS 2
CHAS 3
CHAS 4
CHAS 5
CHAS 6/7
CHAS 8/9
CSPLIT26
CSPLIT712
CSPLIT1525

options

A - Standard Installation
HD - Hinged Doors
Z - Special

Description

iAIRE takes a customer supplied unit and takes the fiberglass insulation off and installs insulation that raises the insulation value to R-15 and a 2nd metal panel to sandwich the insulation in between the metal. This allows that the air flowing through the unit does not encounter anything but metal and allows the unit on the air side to be washed and cleaned if necessary.



Trane Chassis Reference Guide

	TRANE	14 SEER 208/1/60	16 SEER 208/1/60	2 STAGE 208/1/60	14 SEER (208/460)/3/60
CHASSIS CLASSIFICATION	UNIT PART NUMBER				
CHASSIS 1	THC036				
CHASSIS 2	TSC033, TSC043, TSC063				
CHASSIS 3	THC048, THC060, TSC072				
CHASSIS 4	TSC092, TSC102, TSC120, THC074, THC092, THC102				
CHASSIS 5	THC120				
CHASSIS 6	TSD150				
CHASSIS 7	TSD180, TSD210, TSD240, TSD300, THD150				
CHASSIS 8	THD180, THD210, THD240, THD300				
CHASSIS 9	THD330, THD360, THD420, THD480, THD600				
Residential Split Systems		TTR4018/TEM4018, TTR4024/TEM4024, TTR4030/TEM4030, TTR4036/TEM4036, TTR4042/TEM4042, TTR4048/TEM4048, TTR4060/TEM4060	TTR6018/TEM60024, TTR6024/TEM6024, TTR6030/TEM6030, TTR6036/TEM6036, TTR6042/TEM6042, TTR6048/TEM6048, TTR6061/TEM6060	TTR7024/ TAM7024, TTR7036/ TAM7036, TTR7048/ TAM7048, TTR7060/ TAM7060	TTA3030/TEM6030, TTA3036/TEM6036, TTA3042/TEM6042, TTA3048/TEM6048, TTA3060/TAM7060
Commercial Split Systems (6 - 12 ton)	TTA73/TWE73, TTA90/TWE90, TTA120/TWE120, TTA150/TWE150				
Commercial Split Systems (15 - 25 ton)	TTA180/TWE180, TTA240/TWE240, TTA300/TWE300				

TECHNICAL DATA SHEET

Code: NT-59-P
Version: 1.0





REFLECTIVE THERMAL INSULATION

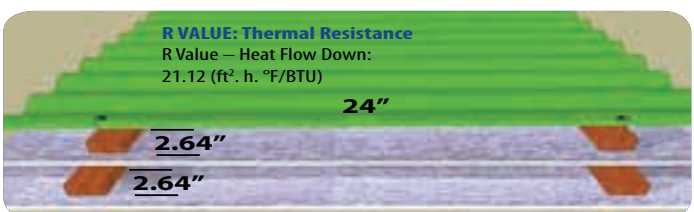
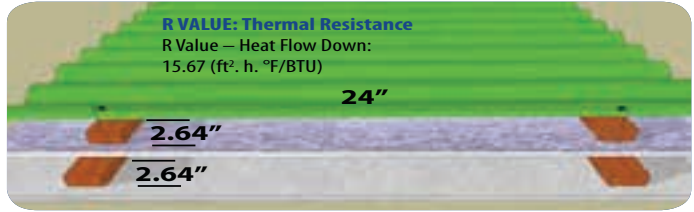
Prodex AD5 ALUMINUM FOIL + POLYETHYLENE FOAM + ALUMINUM FOIL

0.20" closed cell polyethylene foam sandwiched between pure aluminum on both sides

Reflective thermal insulation developed according to the highest standards of quality. Designed to save energy by eliminating radiant heat emitted by roofs, floors and walls.



AD 5 INSULATION (ALUMINUM FOIL + POLYETHYLENE FOAM + ALUMINUM FOIL)		
DIMENSIONS AND TOLERANCES OF THE STANDARD PRODUCT		
THICKNESS: 0.20 ± 0.013 (in)	LENGTH: ± 11 (in)	WIDTH: 4 ± 0.032 (ft)
TECHNICAL CHARACTERISTICS OF THE PRODUCT		
CHARACTERISTICS	VALUE	STANDARD
FOAM CELL STRUCTURE	CLOSED	-
AVERAGE WEIGHT OF ft ²	0.0512lb/ft ²	-
WATER RESISTANCE	WATERPROOF	Dir. UEAtc
WATER VAPOR TRANSMISSION	0.05 perms (gr/ft ² *h*in.hg)	ASTM E 96/IRAM 1735
FLAME INDEX	0	ASTM E-84-99
SMOKE DEVELOPMENT	15	ASTM E-84-99
EMITANCE	0.03	ASTM C-1371-98
FUNGAL RESISTANCE	NO GROWTH	ASTM C 1338
CORROSIVENESS	PASS	ASTM C-1224
PLIABILITY	NO CRACKING	ASTM C-1224
HUMIDITY RESISTANCE	PASS	ASTM C-1224
BLEEDING AND DELAMINATION	NO BLEEDING / NO DELAMINATION	ASTM C-1258
TENSILE STRENGTH AT BREAK (MD)	10.4 LbF/inch	ASTM D-638
OPERATING TEMPERATURE	-4 °f / 176 °f	ASTM C-1224
R VALUE (Heat Flow Down)	* A: 15.67; B : 21.12 (ft ² -h-°F/Btu)	ASTM STP1116



- It is recommended a distance of 1.20 meters to 2.20 meters between supports
- Do not install at soffits when the insulation can be permanently exposed to UV radiation



www.Insulation4Less.com

